



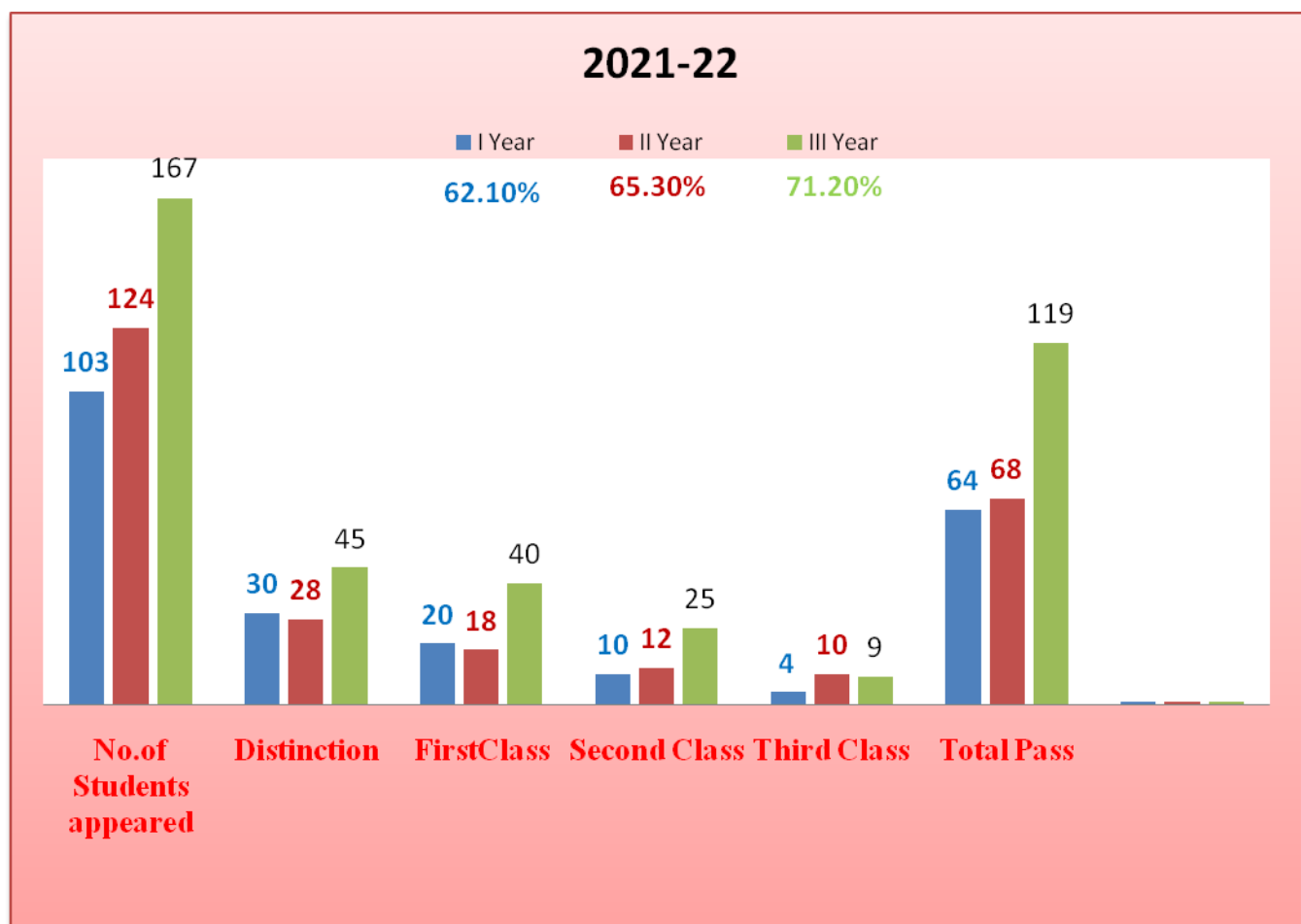
SKP GOVERNMENT COLLEGE ::GUNTAKAL

DEPARTMENT OF PHYSICS

RESULT ANALYSIS

2021-22

Group	Year	No. of Students Appeared	Distinction	First Class	Second Class	Third Class	Total Pass	Pass Percentage(%)
B.Sc (M.P.C & M.P.Cs)	I Year	23	05	03	02	00	10	43%
	II Year	37	10	07	03	01	21	56.7%
	III Year	148	50	30	20	24	124	83.7%





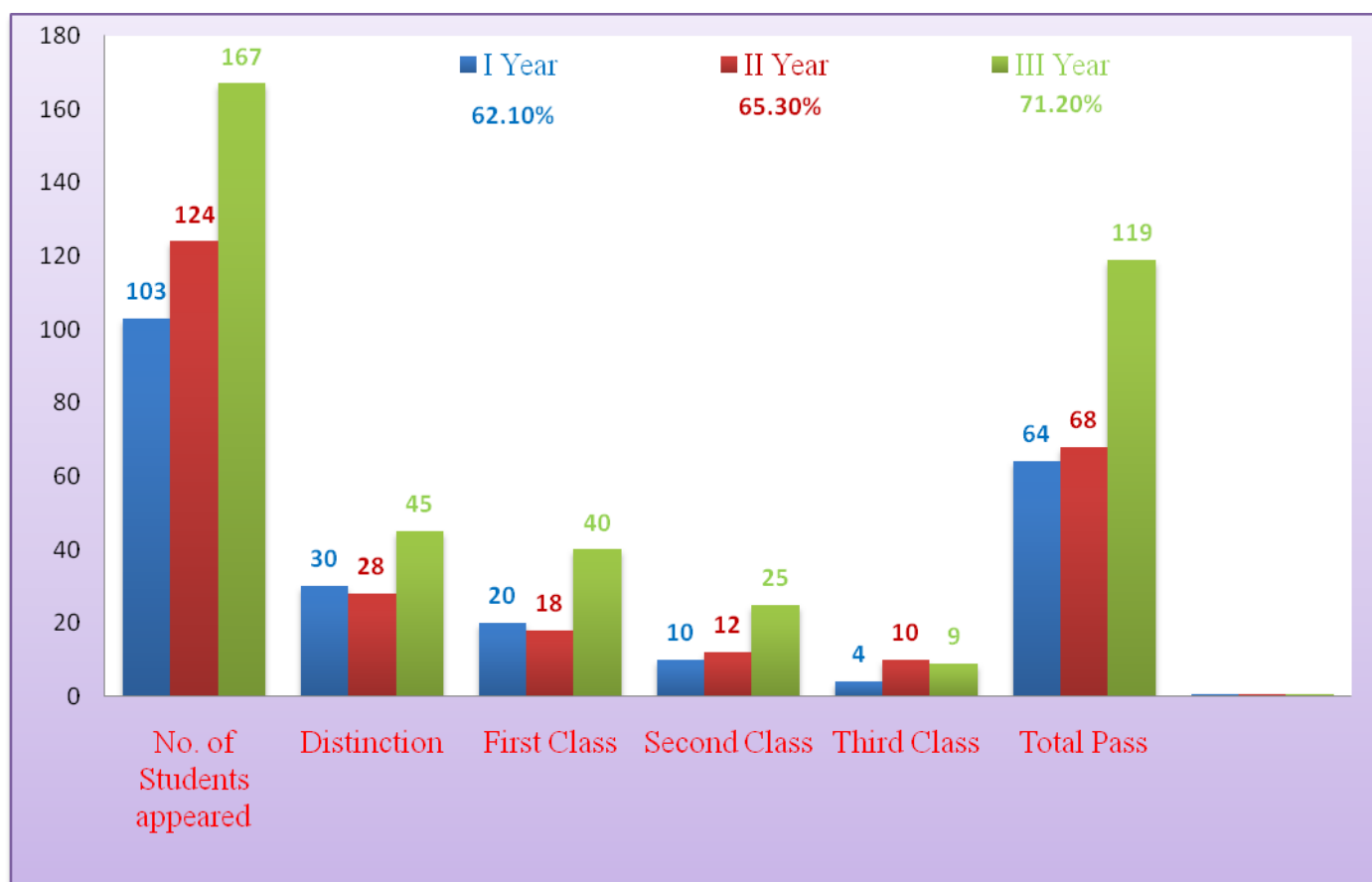
SKP GOVERNMENT COLLEGE ::GUNTAKAL

DEPARTMENT OF PHYSICS

RESULT ANALYSIS

2020-21

Group	Year	No. of Students Appeared	Distinction	First Class	Second Class	Third Class	Total Pass	Pass Percentage(%)
B.Sc (M.P.C & M.P.Cs)	I Year	103	30	20	10	04	64	62.1%
	II Year	124	28	18	12	10	68	65.3%
	III Year	167	45	40	25	09	119	71.2%





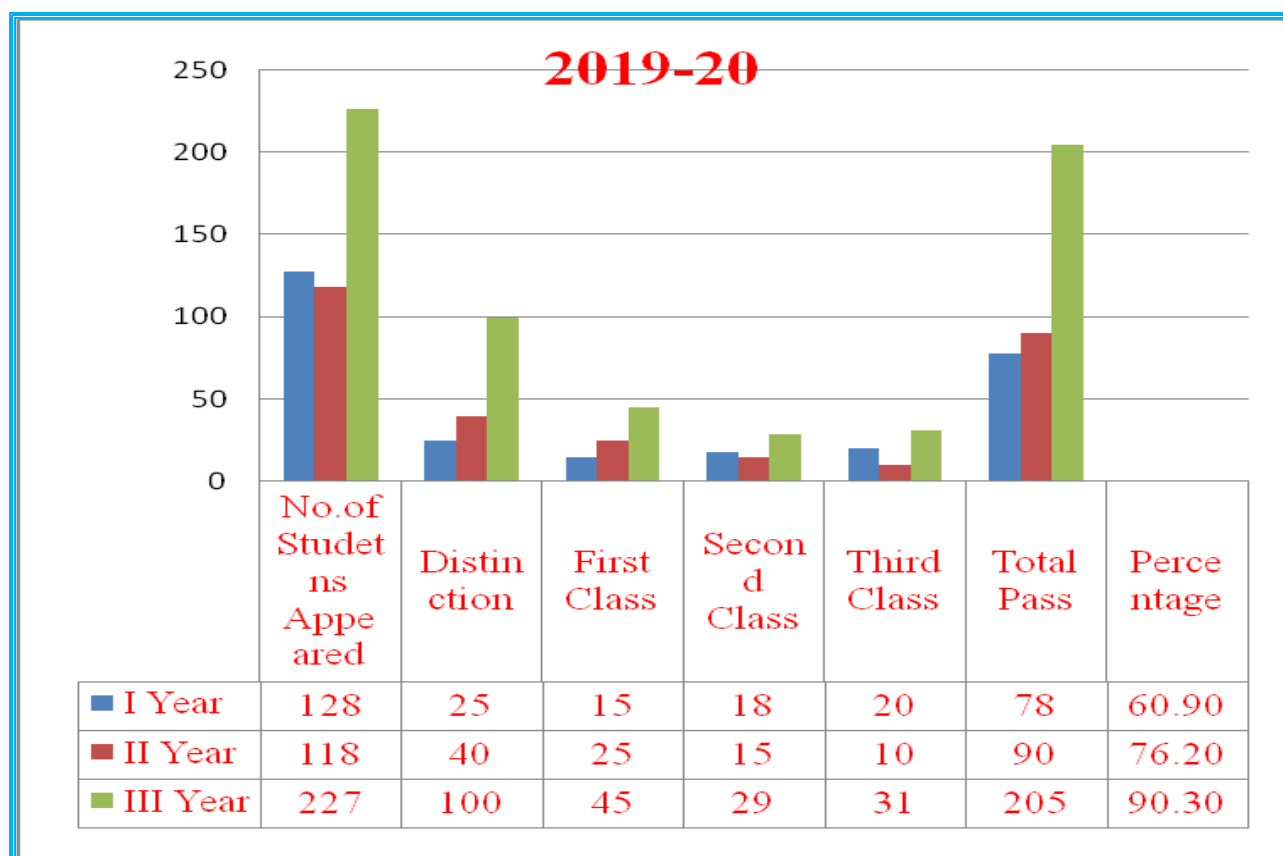
SKP GOVERNMENT COLLEGE ::GUNTAKAL

DEPARTMENT OF PHYSICS

RESULT ANALYSIS

2019-20

Group	Year	No. of Students Appeared	Distinction	First Class	Second Class	Third Class	Total Pass	Pass Percentage(%)
B.Sc (M.P.C & M.P.Cs)	I Year	128	25	15	18	20	78	60.9%
	II Year	118	40	25	15	10	90	76.2%
	III Year	227	100	45	29	31	205	90.3%





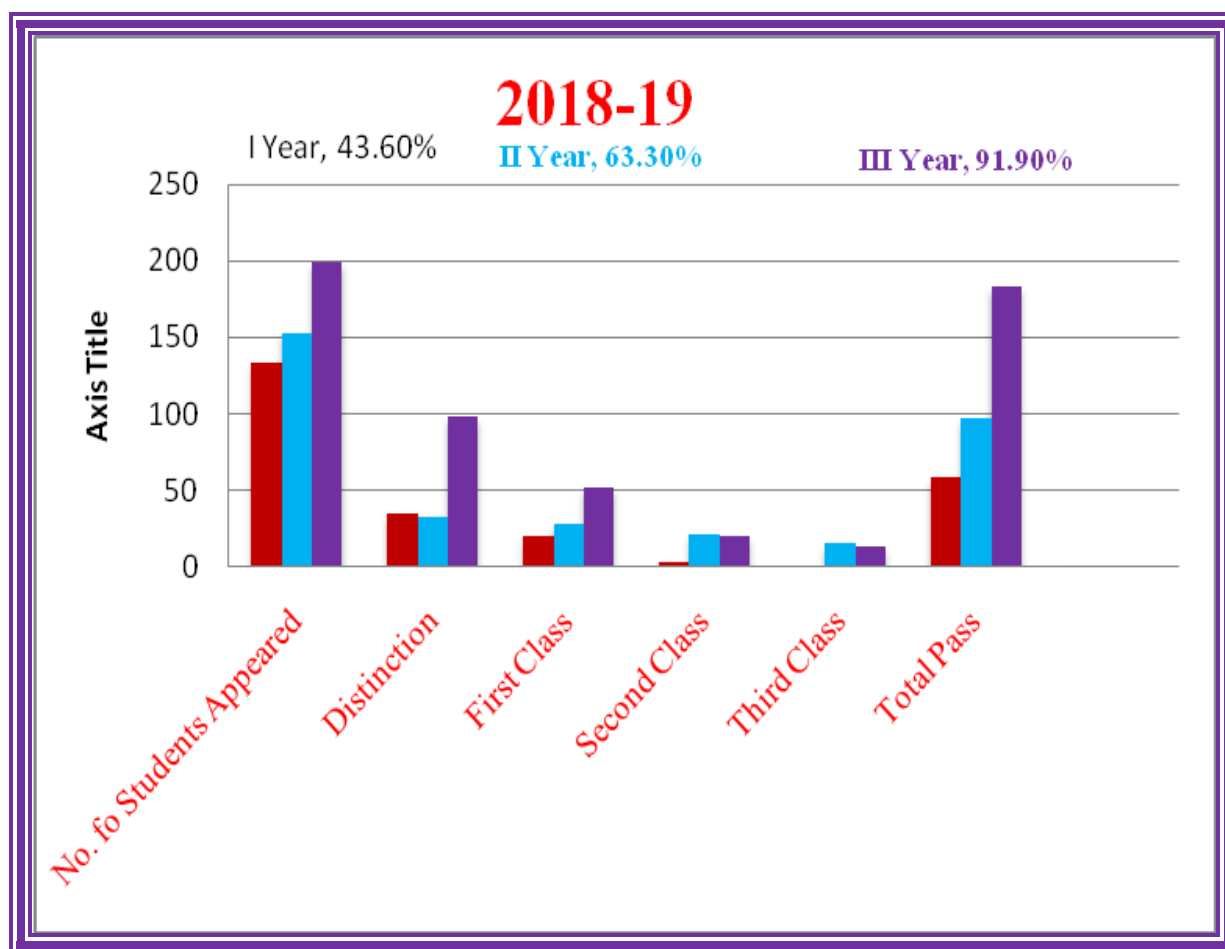
SKP GOVERNMENT COLLEGE ::GUNTAKAL

DEPARTMENT OF PHYSICS

RESULT ANALYSIS

2018-19

Group	Year	No. of Students Appeared	Distinction	First Class	Second Class	Third Class	Total Pass	Pass Percentage(%)
B.Sc (M.P.C & M.P.Cs)	I Year	133	35	20	03	00	58	43.6%
	II Year	153	33	28	21	15	97	63.3%
	III Year	199	98	52	20	13	183	91.9%





SKP GOVERNMENT COLLEGE ::GUNTAKAL

DEPARTMENT OF PHYSICS

RESULT ANALYSIS

2017-18

Group	Year	No. of Students Appeared	Distinction	First Class	Second Class	Third Class	Total Pass	Pass Percentage(%)
B.Sc (M.P.C & M.P.Cs)	I Year	170	25	15	20	17	77	45.2%
	II Year	130	45	10	19	15	89	68.4 %
	III Year	206	83	42	33	04	162	78.64%

